



Synopsis Student Performance MM/OAA 2013- 2014

Performance pre and post ACE Program

11/25/2014

Introduction

This synopsis describes the performance of the students of the 2nd and 3rd grade of the 'Middag MAVO' (Openbare Avondleergangen Aruba) for the school year 2013-2014. This group consists of 111 students. Nevertheless the Heart-Centered Leadership Foundation (hereinafter referred to as 'HCLF') analyzes the results of the 90 students that have participated in the ACE Program.

The HCLF specifies the quantity of students by their gender and their participation in the ACE Program. Figure 1, figure 2 and figure 3 below introduce the quantity of ACE Male/Female and Non ACE Male/Female students.

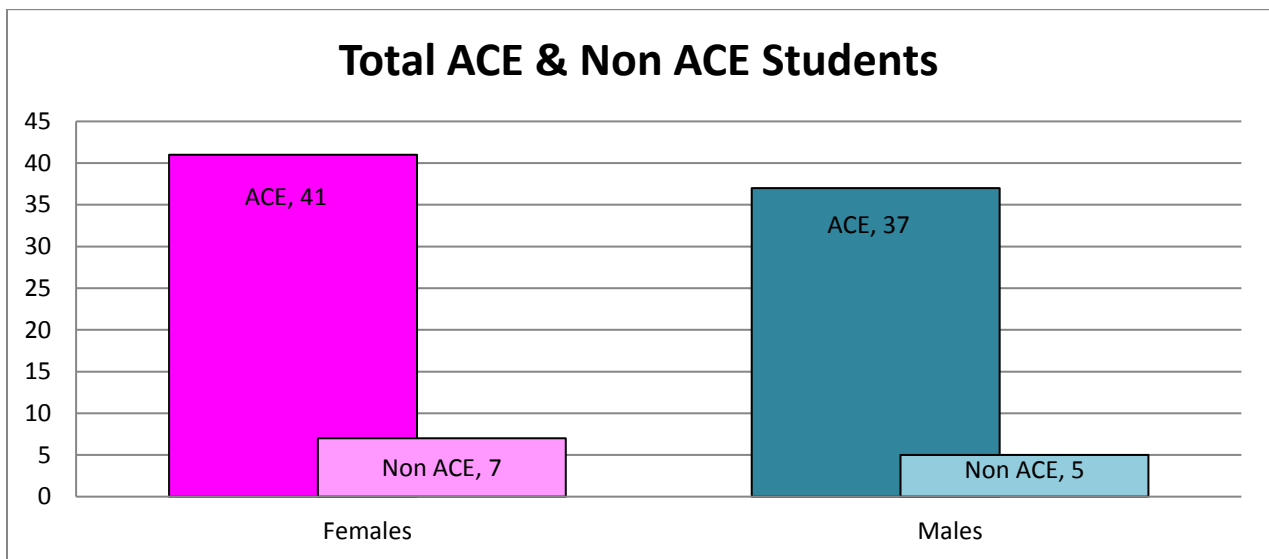


Figure 1

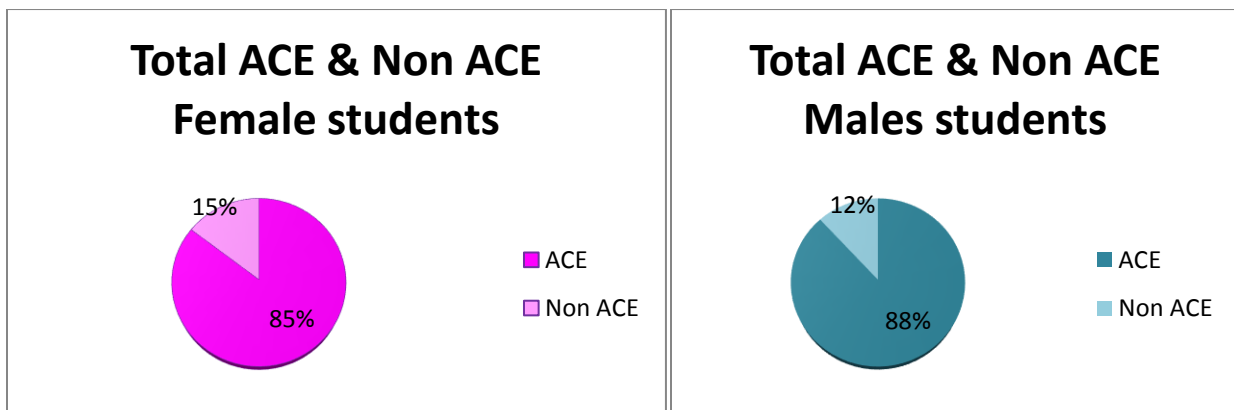


Figure 2 & Figure 3

Performance of the Male Students

Next, the HCLF compares the average performance of the ACE Male students versus the Non ACE Male students, pre- and post the ACE Program.

Figure 4, indicates the average performance prior to the ACE Program. This figure demonstrates that the Non ACE Male students score higher than the ACE Male students. The ACE Male students score higher with the courses of History, Geography and Economics, Management & Organization. There is however no difference between the scores of the ACE and Non ACE Male students for the course of Biology. And to finalize, the Non ACE Male students score higher than the ACE Male students with the courses of Dutch, English, Spanish, Papiamento and Mathematics.

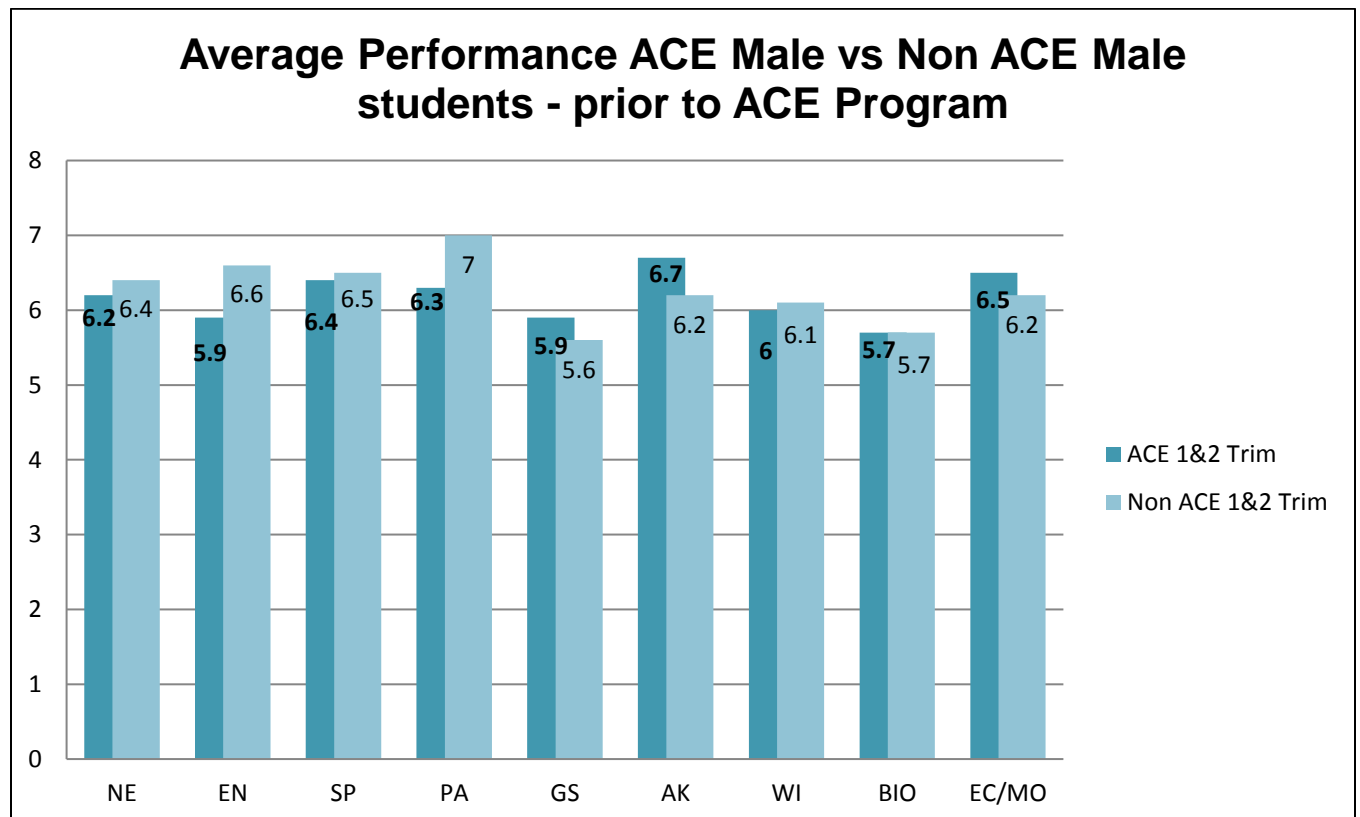


Figure 4

Figure 5 describes average scores after the ACE Program; this figure indicates that the average scores of the ACE Male students are overall higher than the average scores of the Non ACE Male students. Papiamento and History are the only courses for which the Non ACE Male students have a higher average score than the ACE Male students. The average score for the course of Spanish is the same for both ACE and Non ACE Male students.

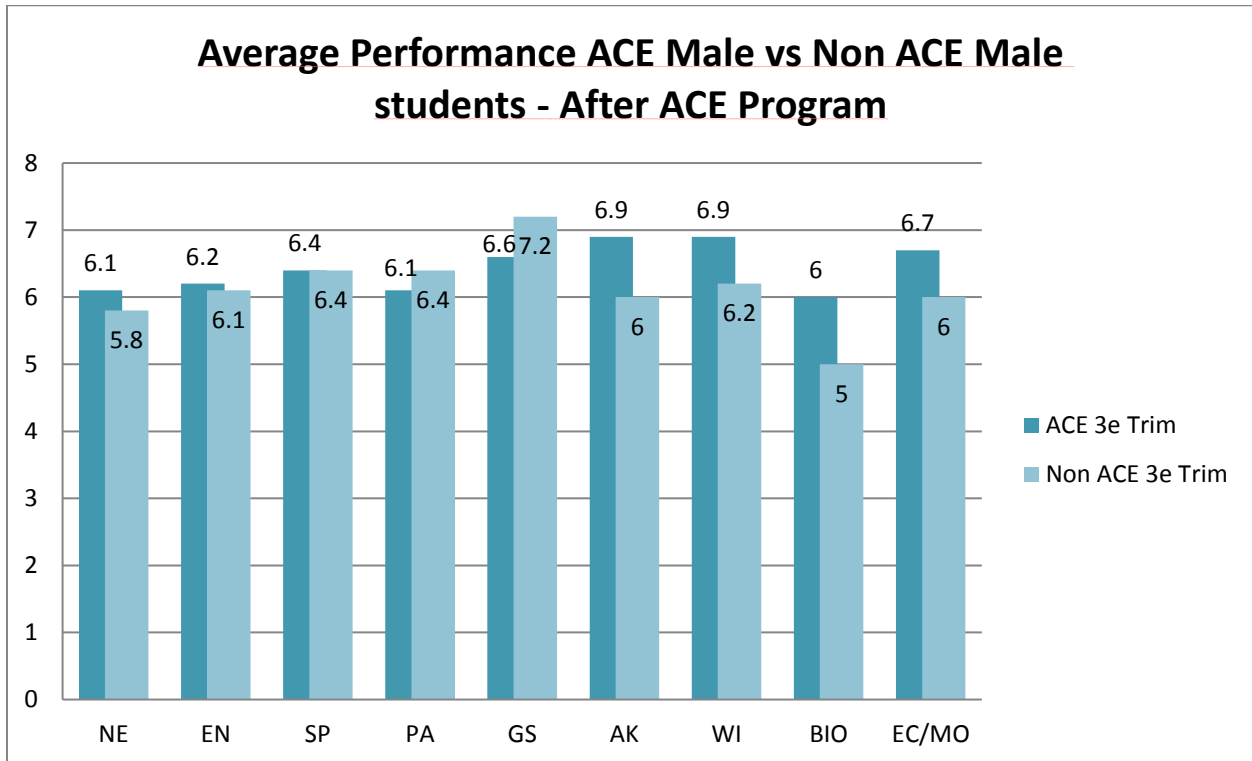


Figure 5

Concluding from figures 4 and 5, there has been an improvement in the performance of the ACE Male students compared to the average scores prior to the ACE Program. The ACE Male students have improved their average scores with the courses of English, History, Geography, Mathematics, Biology and Economics, Management & Organization. As for the courses of Dutch and Papiamento, the average performances of the ACE Male students decrease post the ACE Program. When it comes to the average scores for the course of Papiamento, this has indicated no change after the ACE Program. The average scores of the Non ACE Male students compared with the ACE Male students indicates an overall decrease in their performance with seven (7) courses; Dutch, English, Spanish, Papiamento, Geography, Biology and Economics, Management & Organization. Courses where the performance of the Non ACE Male students has improves are History and Mathematics.

Performance of the Female Students

Subsequently, the HCLF will compare the average performance of the ACE Female students versus the Non ACE Female students, pre and post the ACE Program.

Figure 6 indicates that the average scores, which are prior to the ACE Program; the ACE Female students score higher with the courses of Dutch, English, Spanish, Biology and Economics, Management & Organization. As for the other courses, Papiamentu, History, Geography and Mathematics the Non ACE Female students score higher than the ACE Female students.

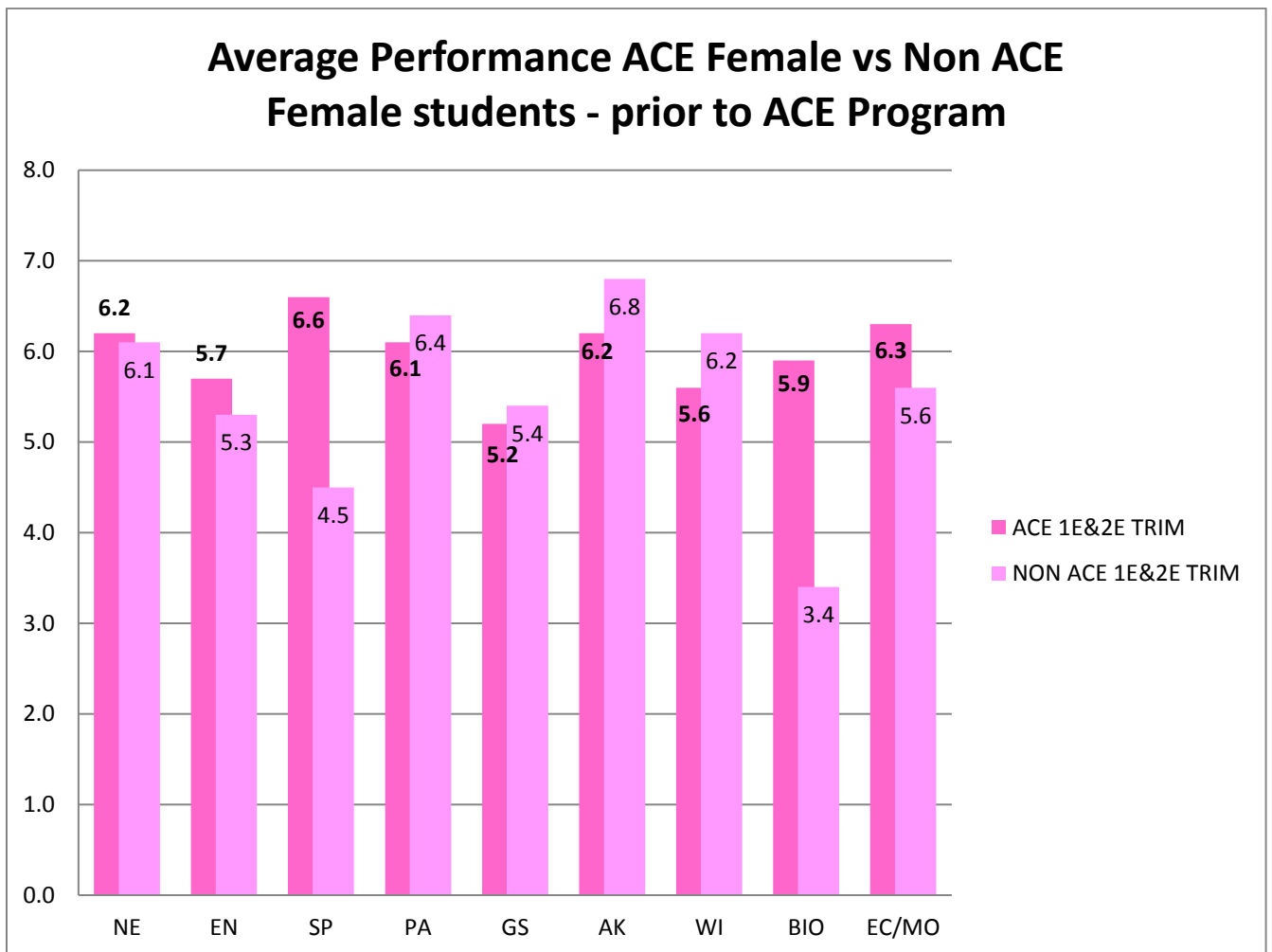


Figure 6

Figure 7 indicates that after the ACE Program, the average performance of the ACE Female students has decreased with the courses of Spanish, Papiamento, Geography and Mathematics. The average scores of the ACE Female students are higher than the Non ACE Female students with Dutch, English and Economics, Management & Organization. The average scores of History and Biology are the same by both the ACE and the Non ACE Female student.

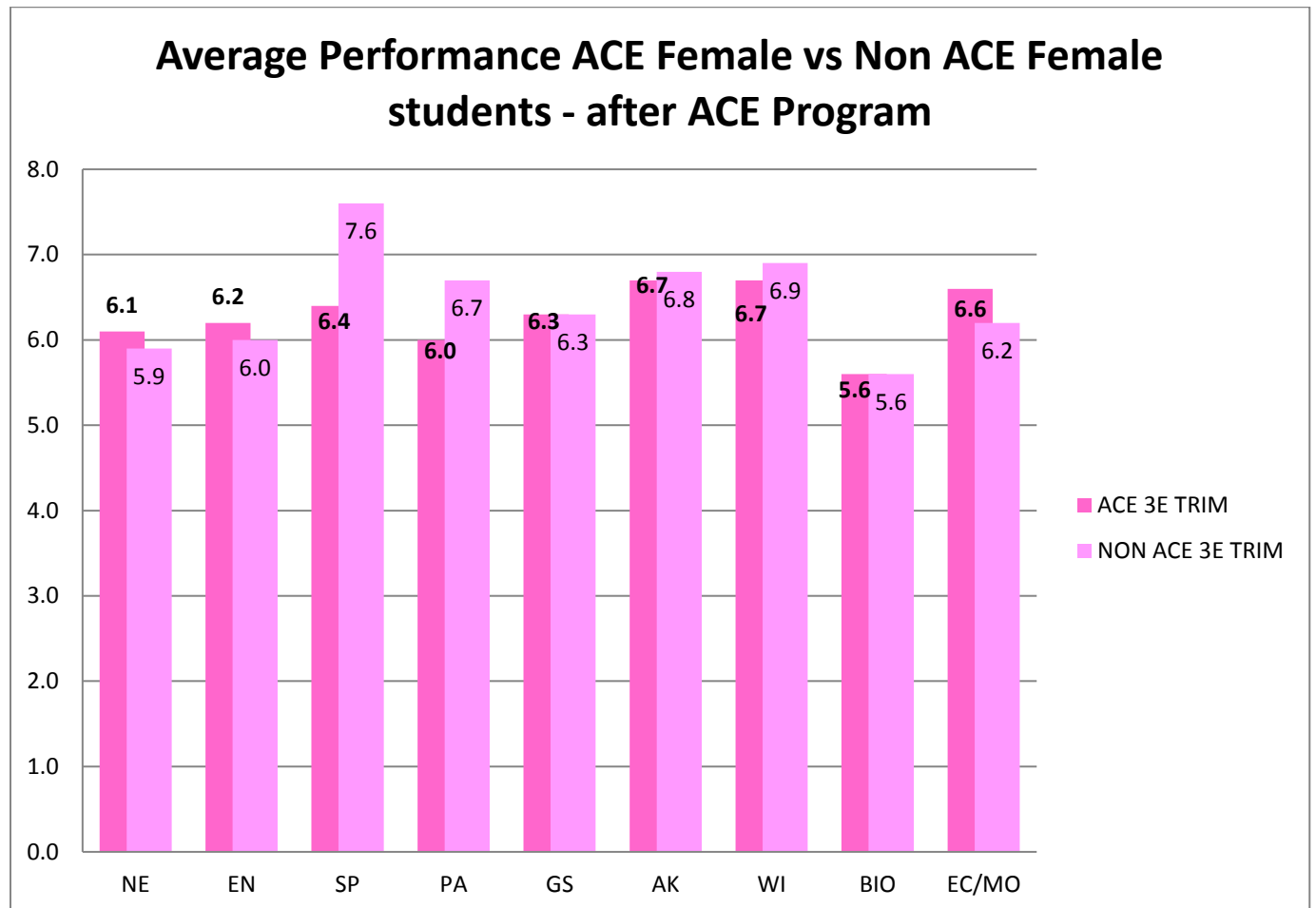


Figure 7

Summarizing figure 6 and 7, the average scores of the ACE Female students after the ACE Program indicates an improvement in their performance with the courses of English, History, Geography, Mathematics and Economics, Management & Organization. However the ACE Female students decrease in their performance when it comes to the courses of Dutch, Spanish, Papiamento and Biology. The Non ACE Female students have improved their performance post the ACE Program compared with the ACE Female students. The Non ACE Female students have improved their average scores post the ACE Program with the courses of English, Spanish, Papiamento, History, Mathematics, Biology and Economics, Management & Organization.

Student Absenteeism

In this section, the HCLF will present the average absenteeism among the students and compare these pre and post the ACE Program.

Figure 8 presents the absenteeism of the ACE Male/Female and the Non ACE Male/Female students. The overall absenteeism of the Female students has decreased by both the ACE and the Non ACE Female students post the ACE Program. The average absenteeism of the ACE Male students has also decreased post the ACE Program. The average absenteeism of the Non ACE Male students however has increased post the ACE program. Figure 9 presents the absenteeism in percentages.

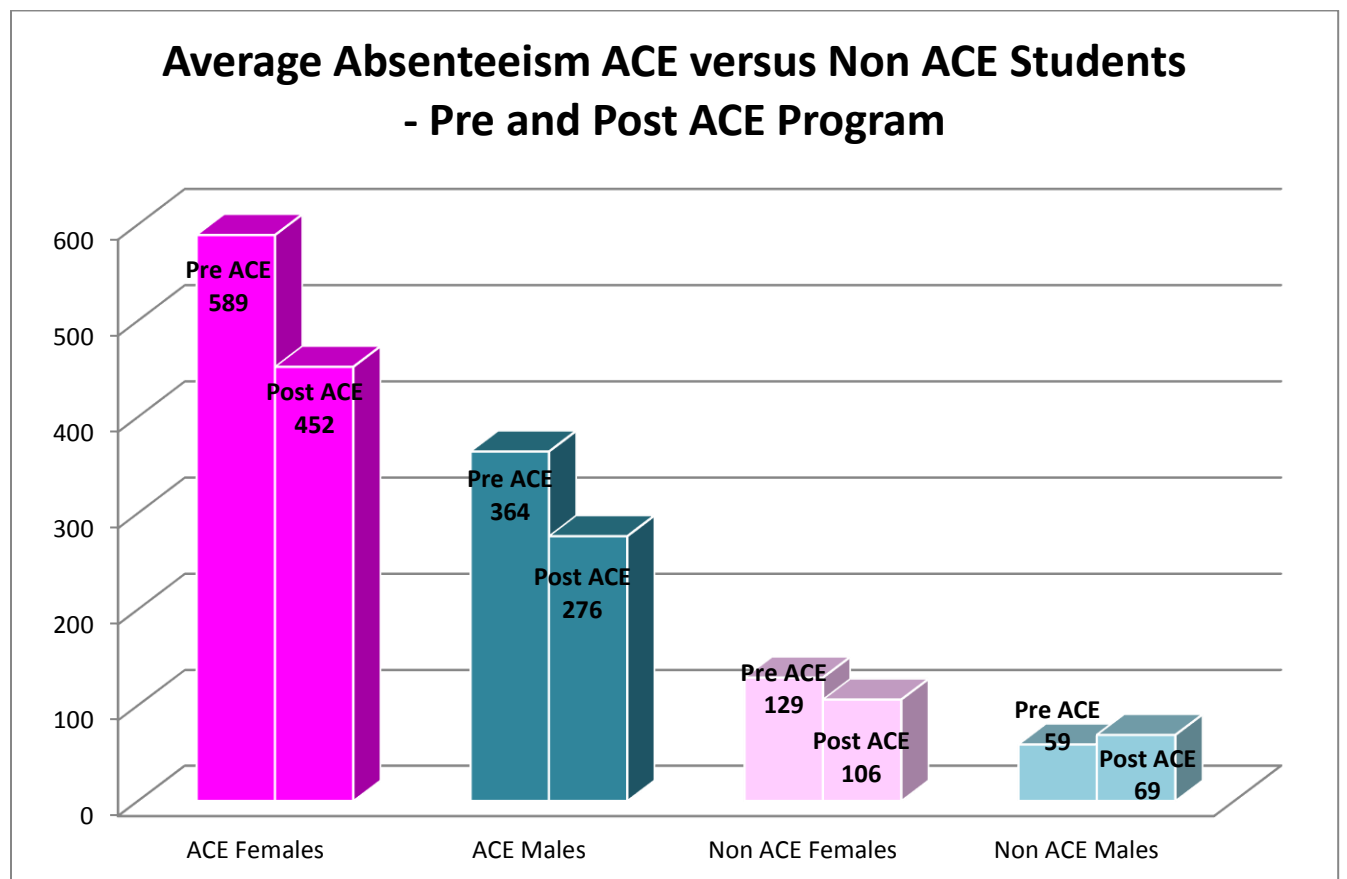


Figure 8

Average Absenteeism ACE versus Non ACE Students - Pre and Post ACE Program

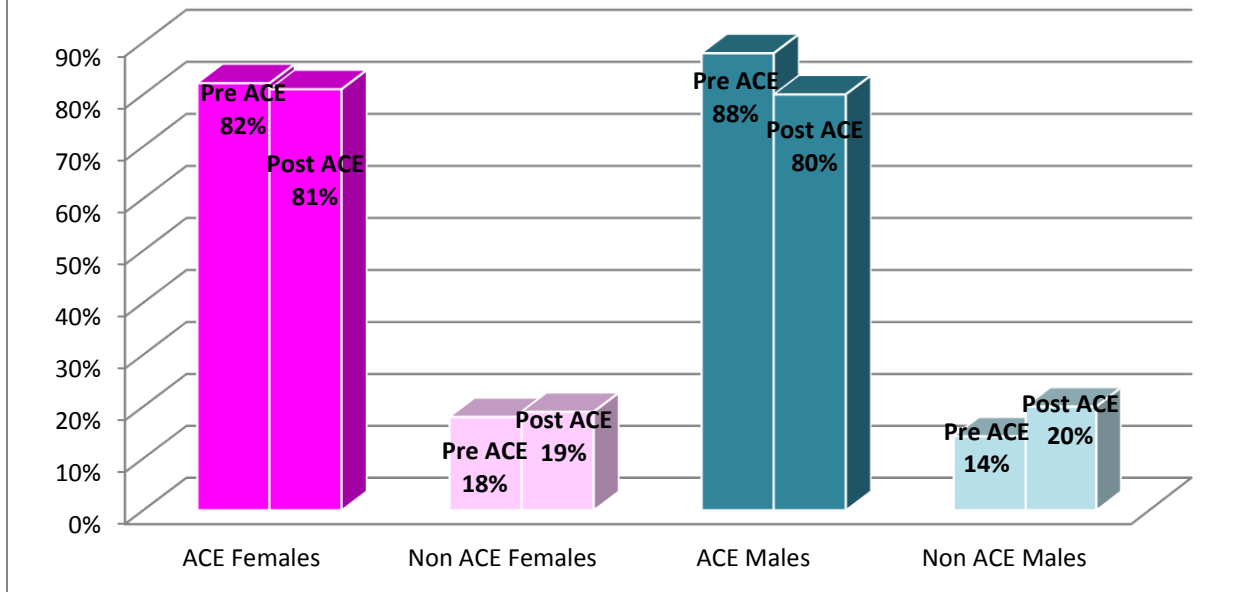


Figure 9

Annex 1 List of Abbreviations

Organization	Abbreviation
Middag MAVO (Openbare Avondleergangen Aruba)	MM/OAA
Heart-Centered Leadership Foundation	HCLF
Achievement Commitment to Excellence Program	ACE Program

Courses	Abbreviation
1. Dutch – Nederlands	NE
2. English – Engels	EN
3. Spanish – Spaans	SP
4. Papiamentu	PA
5. History – Geschiedenis	GS
6. Geography – Aardrijkskunde	AK
7. Mathematics – Wiskunde	WI
8. Biology – Biologie	BIO
9. Economics, Management & Organization – Economie, Management & Organisatie	EC&MO

Trimester	ACE Program
1 st & 2 nd Trimester (1e & 2e Trim)	Pre ACE Program
3 rd Trimester (3e Trim)	Post ACE Program